

V1.0

3DMAKERPRO

- f @3DMakerProCares
- @official3DMakerPro
- @3DMakerPro
- <https://store.3dmakerpro.com/>
- service@3dmakerpro.com

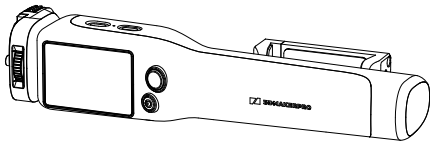
JimuMeta

- f @JimuMeta
- @JimuMeta
- <https://www.jimumeta.com/>
- service@jimumeta.com



3DMAKERPRO

<https://store.3dmakerpro.com/>



Smart Grip

Hardware Connection

P1

Packing List

P3

Compatible System



iOS

iOS 15.0 or later.
iPhone 12 or higher upgrade.



Android


Android 10.0 or later.
8G running memory or above.

P1

HARDWARE CONNECTION



Power Cable



Mobile Cable



Start / Stop Task

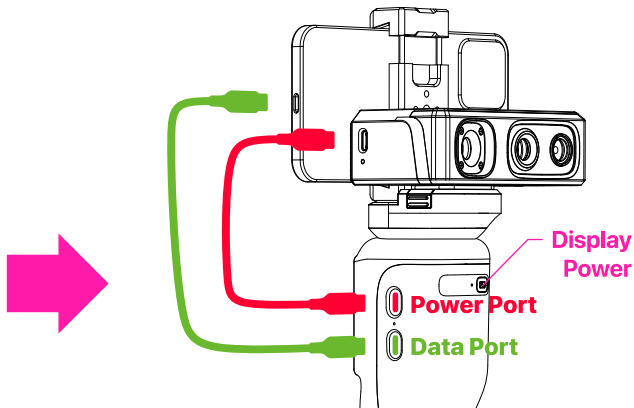
Power On: Press and hold for 1s

Power Off: Press and hold for 3s



or



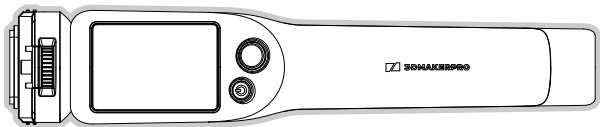


Data Port: To connect the smartphone to Smart Grip with the mobile cable.

Power Port: To connect the scanner to Smart Grip with the power cable; Charge the Grip with the power cable/device cable and the power adapter.

P3

PACKING LIST



Smart Grip



Phone Holder



Power Cable



Mobile Cable

* Product images are for illustrative purposes only.