

you can  
**WANHAO**

Duplicator 9 **MARK I**  
**PRODUCT BROCHURE**



# DUPLICATOR 9 **MARK I**



## Technical Specifications

Primary attributes of the technology	PLA printer, entrance level printer. Full assembled. Developed from Prusa i3.
Software	CURA, host by Repitator, Simplify 3D
Extruder system	MK10 extruder with full metal hot end
Material support	PLA, PVA, PEVA, PLA, Nylon, Any material melting $\leq 300^{\circ}\text{C}$
Max printable area	300*300*400mm/ 400*400*400mm / 500*500*500mm
Filament diameter/light	1.75mm
Max printing speed	70mm/s
Case Material	Aluminum Case
With Insulate cover or not	Insulate Tent Available
Extruder Quantity	1
Accuracy	X 0.012mm Y 0.012mm Z 0.004mm
Net Weight(kg)	20kg
Gross Weight(kg)	22kg
Material cost	USD12-34
Bed leveling	4 Points leveling
Packing size(cm)	60*50*35cm
Platform Holder	Steel frame holder
Rail locking system	Steel bolt locking frame
Layer Thickness	100 micron- 400 micron
Platform	Aluminium platform W/ heating,
Resume printing	Can resume printing after power break
LCD display	English/Chinese/ customrized any language
Power supply unit	Inside 110 AND 250V(optional), 50/60Hz, 4.0A (input), and takes standard IEC cable
Typical application	•A perfect printer for educators who intend to use the printers in technical education. •Great printer for DIY hobbyist.

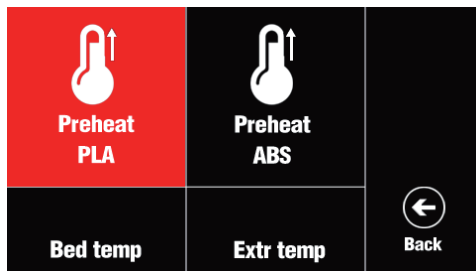
# DUPLICATOR 9 MARK I



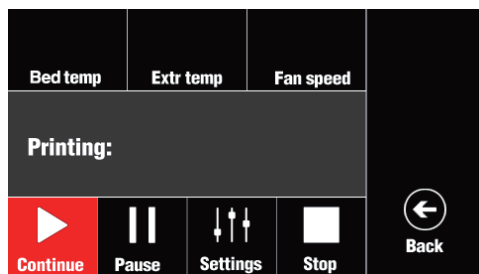
THERE'S NO MORE FUNCTION THAN PRINTING.



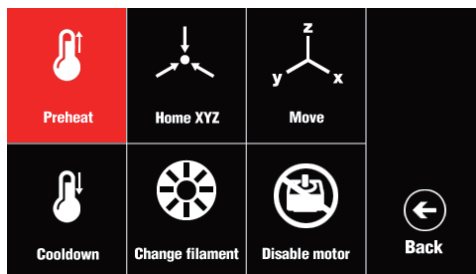
One click to start printing



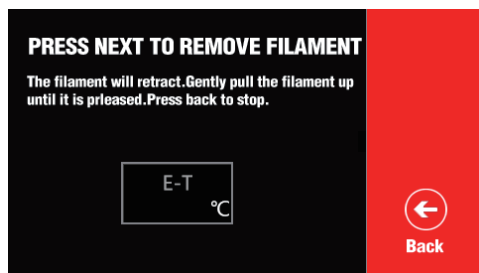
Loading different material so simple



One time monitoring your printing



You can preheat before your prints



All steps are visual




Resume printing when there's power break

# DUPLICATOR 9 MARK I



1. Single extruder cable.
2. Near End wire feeding system
3. Full metal hot end
4. Heating bed
5. Anti-backlash rolling system
6. MK10 full metal extruder
7. Locking System
8. Touching screen



9. Anti-backlash rolling system
10. Z axis lead screw
11. Super precise Nozzle
12. Cable Chain
13. Y axis bearing