

Dear customer,

Congratulations on choosing the Noctua NF-A12x25r PWM.

Our fans are renowned for their impeccable quality and outstanding longevity and like all Noctua fans, the NF-A12x25r PWM features an MTTF rating of more than 150,000 hours that's backed up with our 6-year manufacturer's warranty.

Each Noctua fan is double checked for flawless operation by our quality control team before it leaves the factory and I'm confident that you will be able to sense some of the research, attention and care we've put into making this product.

Enjoy your NF-A12x25r PWM!

Yours sincerely,



Roland Mossig, Noctua CEO

*This document includes some instructions for installing, running and cleaning your NF-A12x25r PWM.*

*Should you have any further questions, our support team ([support@noctua.at](mailto:support@noctua.at)) will be glad to assist you at any time.*

*Please also have a look at the regularly updated FAQs on our website: <http://www.noctua.at/faqs>*

*This document is also available in other languages at the following URL: <http://www.noctua.at/manuals>*



*Scan this code to display multilingual manuals on your mobile phone.*

Designed in Austria, Noctua's premium cooling components are internationally renowned for their superb quietness, exceptional performance and thoroughgoing quality.

Having received more than 6000 awards and recommendations from leading hardware websites and magazines, Noctua's fans and heatsinks are chosen by more than a hundred thousand satisfied customers around the globe.

[sales@noctua.at](mailto:sales@noctua.at) | [www.noctua.at](http://www.noctua.at)



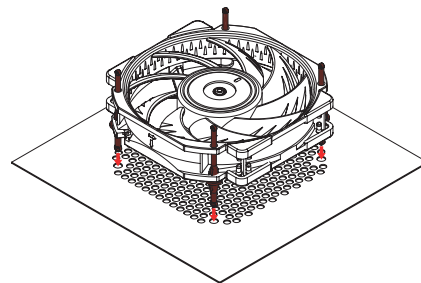
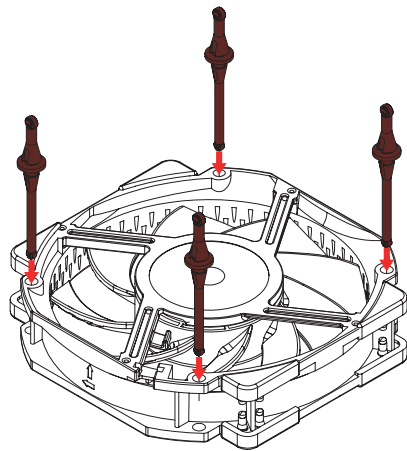
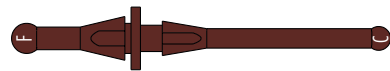
## Installation

Caution: the round-frame NF-A12x25r features a custom hole spacing of 93x83mm. Therefore, it is not suitable for applications that require the standard 105x105mm hole spacing of square-frame 120mm fans such as PC cases, water-cooling radiators or CPU coolers with fan clips for square-frame 120mm fans. Please choose the regular, square-frame NF-A12x25 for these applications.

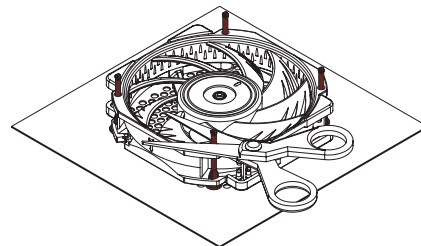
For installing the NF-A12x25r PWM on a compatible CPU cooler such as the NH-D12L, please use the fan mounting clips supplied with the cooler.

F = fan side

C = case side



If the long ends of the mounts are in the way, you can use scissors to cut them after installation. Note that this will then make them difficult to reinstall in the future.



If you prefer anti-vibration mounts with flat case-side ends, please purchase the optional NA-AV4 mounts.

## Connection

The NF-A12x25r PWM comes with a 4-pin PWM fan connector for fully automatic speed control via your motherboard's 4-pin PWM fan headers. Please note that the fan can also be connected to 3-pin fan headers though.

When connected to 3-pin fan headers, the NF-A12x25r PWM will run at full speed (unless the motherboard supports voltage based speed control).

If you're using multiple NF-A12x25r PWM fans, you can use the supplied y-cable (NA-YC1) to connect several fans to one PWM fan header. This way, your motherboard will set all the connected fans to run at the same speed.

The NF-A12x25r PWM features a short 20cm primary cable in order to help you minimise cable clutter in typical applications. If you need a longer cable, please add the supplied 30cm extension (NA-EC1).

The NF-A12x25r PWM comes with a Low-Noise Adaptor (NA-RC14) that allows you to reduce the fan speed from 2000 to 1700rpm. You can either use the adaptor to set the fan to a fixed speed of 1700rpm (if speed control is deactivated) or to cap the maximum speed to 1700rpm during PWM speed control.

## Cleaning and Maintenance

Fans inside computer cases tend to accumulate dust over longer periods of usage. In order to maintain maximum performance, please clean your fans regularly using a duster, slightly moist tissue or canned air. Please be careful not to use too much force in order to prevent any damage to the fan. Please don't use a vacuum cleaner as this may apply excessive force to the fan.

In order to ensure flawless operation over many years of usage, the NF-A12x25r PWM's premium grade SSO2 bearing is fully sealed to prevent the entering of fine dust particles. Please note that the fan is not designed to be taken apart by the user. Removing the impeller from the frame will break the sealing of the bearing and results in a loss of warranty.

## Warranty and Support

Even with high-grade products and strict quality control, the possibility of defects cannot be eliminated entirely.

Therefore, we aim at providing the highest possible level of reliability and convenience by offering a warranty period of 6 years and direct, fast and straightforward RMA service.

Should you encounter any problems with your NF-A12x25r PWM, please don't hesitate to contact our support team ([support@noctua.at](mailto:support@noctua.at)).

Please also consult the FAQ section on our website: [www.noctua.at/faqs](http://www.noctua.at/faqs)